

MOUNTAIN STATS

Renowned for quality terrain, RED Mountain has something for everyone

TERRAIN

Vertical Drop:	890 m/2919 ft
Total Size:	4,200 Acres
Lift Serviced:	2,682 Acres
# of Marked Runs:	110
Longest Run:	7 km/4.3 mi
Base Elevation:	1185 m/3887 ft
Summit Elevation:	2075 m/6807 ft
Average Winter Temp:	-4°C/25°F

SNOW

Average Annual Snowfall: 750 cm/305 in

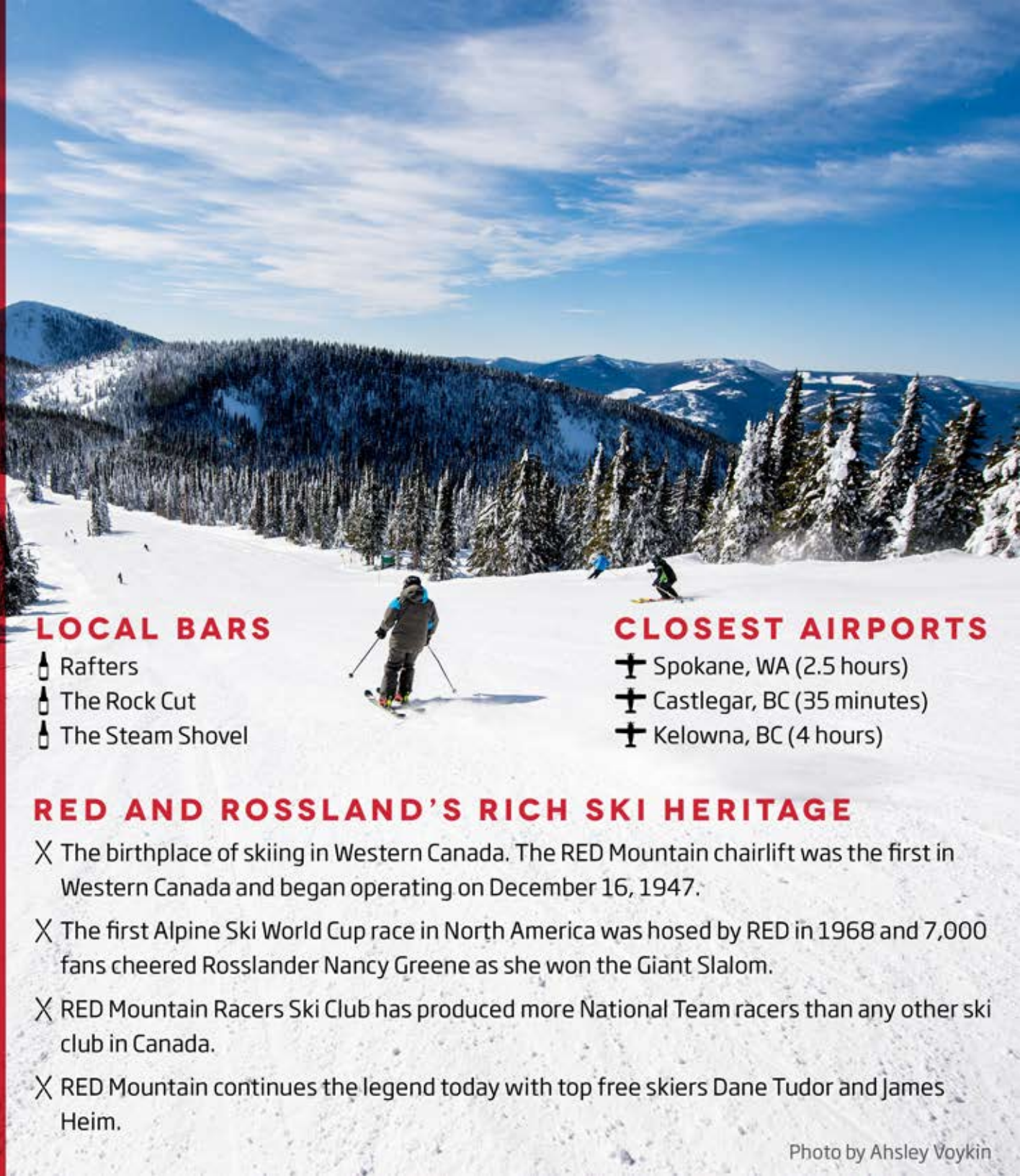
CHAIR LIFTS

Lift Capacity: 7,325/hr




2 Quad Chairs	1 Surface T Bar
1 Double Chair	1 Surface RED Carpet
2 Tripple Chairs	

RUN BREAKDOWN




 16% Beginner	 47% Intermediate
 37% Advanced/Expert	



LOCAL BARS

-  Rafters
-  The Rock Cut
-  The Steam Shovel

CLOSEST AIRPORTS

-  Spokane, WA (2.5 hours)
-  Castlegar, BC (35 minutes)
-  Kelowna, BC (4 hours)

RED AND ROSSLAND'S RICH SKI HERITAGE

- ✕ The birthplace of skiing in Western Canada. The RED Mountain chairlift was the first in Western Canada and began operating on December 16, 1947.
- ✕ The first Alpine Ski World Cup race in North America was hosted by RED in 1968 and 7,000 fans cheered Rosslander Nancy Greene as she won the Giant Slalom.
- ✕ RED Mountain Racers Ski Club has produced more National Team racers than any other ski club in Canada.
- ✕ RED Mountain continues the legend today with top free skiers Dane Tudor and James Heim.

Photo by Ahsley Voykin